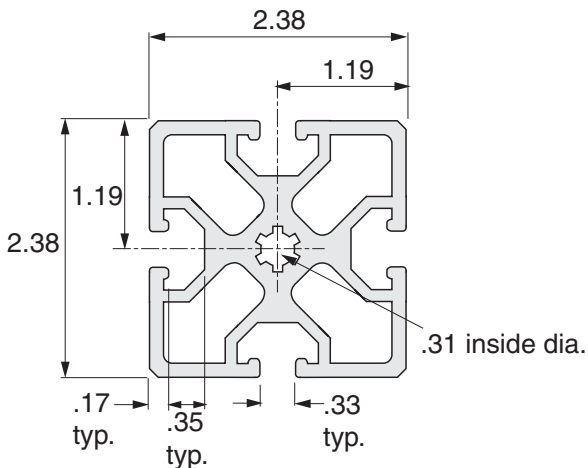


## EX-60

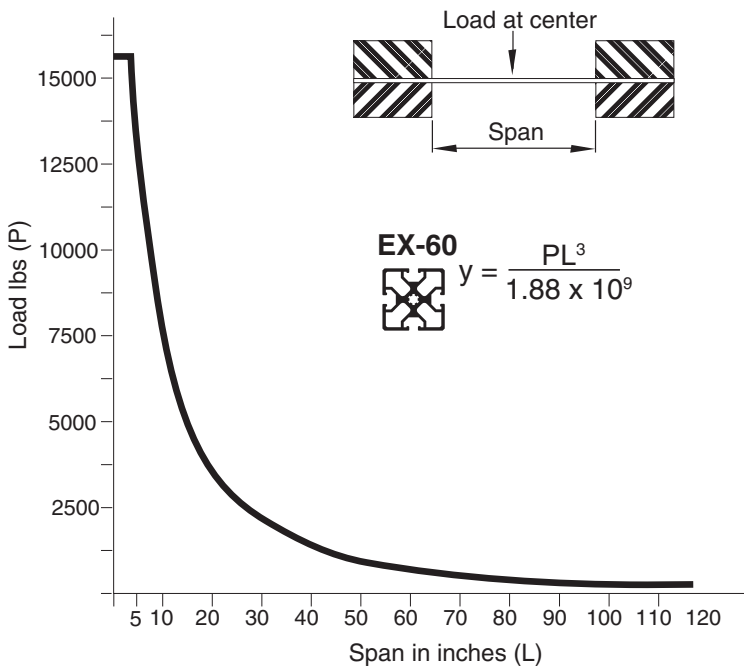


- Finish = Clear anodized
- Material = 6105-T6 Aluminum
- Est. Area = 2.041 Sq. In.
- Weight/ft = 2.400 lbs
- 96", 192.63" Lengths standard.

### Section Properties:

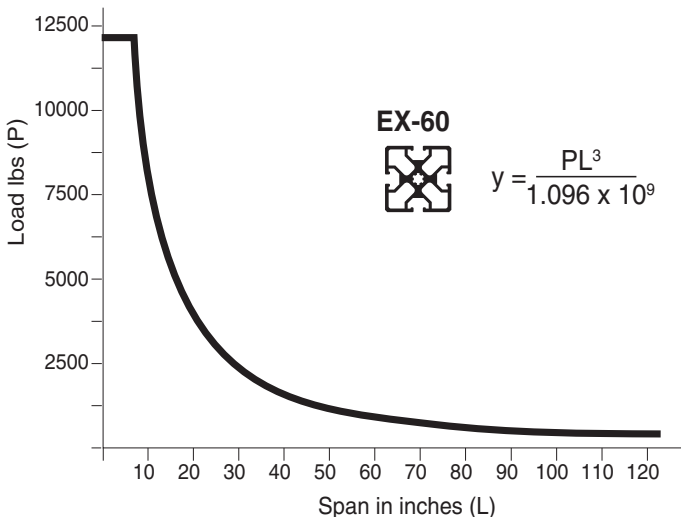
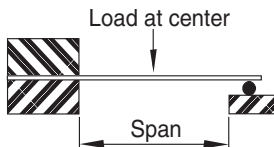
Moment of Inertia in<sup>4</sup> 1.0211  
 Section modulus in<sup>3</sup> 0.860

Load condition:  
 Fixed at both ends, load at center  
 Deflection = y (inches)

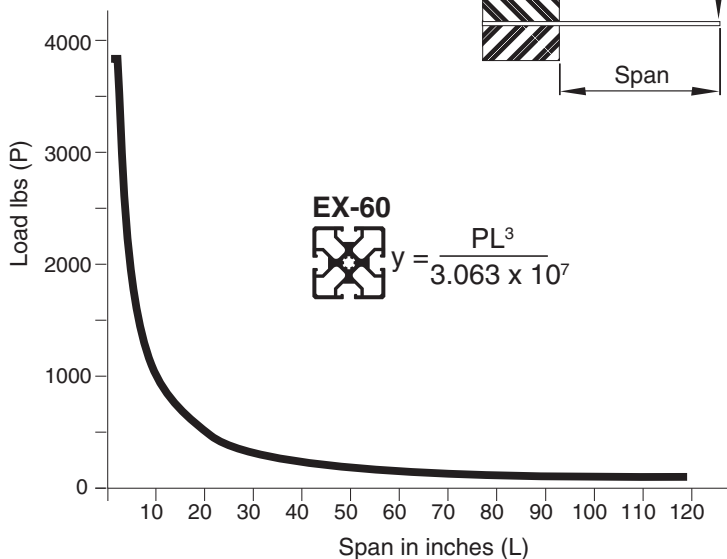
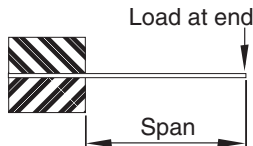


**EX-60**

Load condition:  
Fixed at one end, sliding at one end,  
load at center  
Deflection = Y (inches)



Load condition:  
Fixed at one end,  
load at unsupported end  
Deflection = Y (inches)



**TECHNICAL**